

NAI Statistics 2021

New cases received in 2021: 93

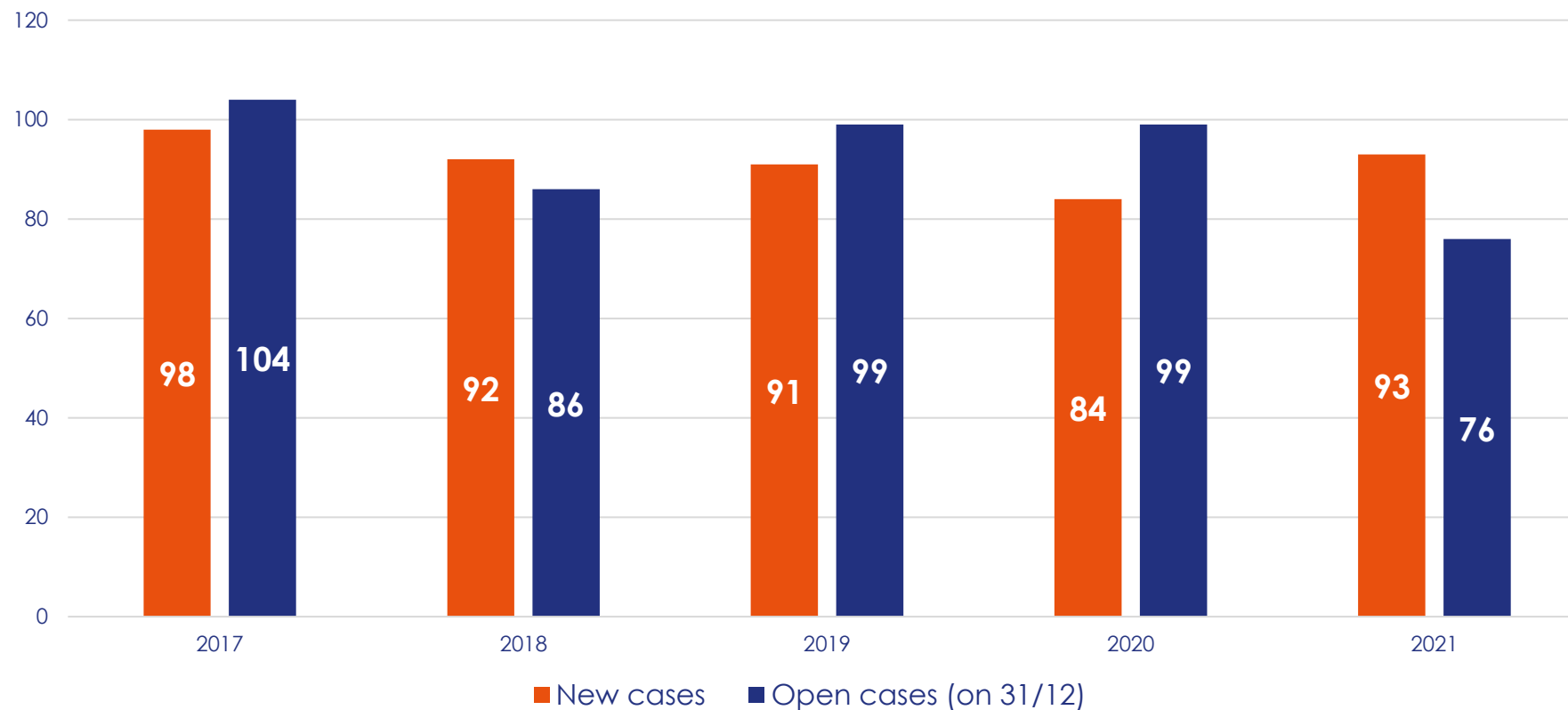
Number of pending cases on 31 December 2021: 76*

Total amount in dispute on 31 December 2021: € 1,7 billion* **

*includes **all** pending cases on 31 December 2021

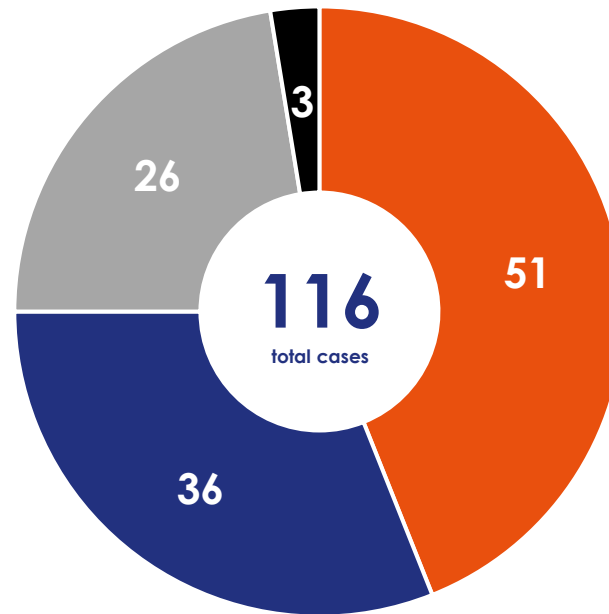
**approximate rounded amount

New cases and open cases



In 2021, the NAI saw a continuation of the steady influx of new cases, with 93 new cases being registered, approximately 10% more cases than registered in the previous year.

Finished proceedings in 2021

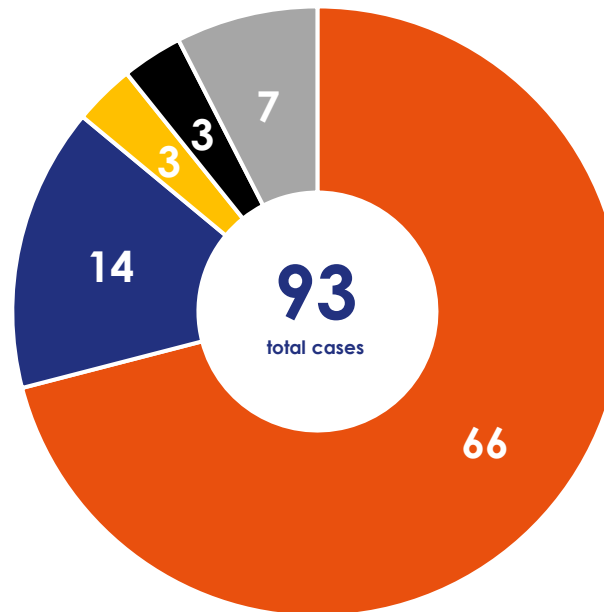


■ Final award ■ Terminated due to settlement ■ Terminated due to other reasons ■ Final award on agreed terms

*includes **all** pending cases in 2021

2021 saw an increased number of finished proceedings compared to the three years prior. In comparison to 2020, the largest increase was seen in proceedings finishing in a final award (30% increase).

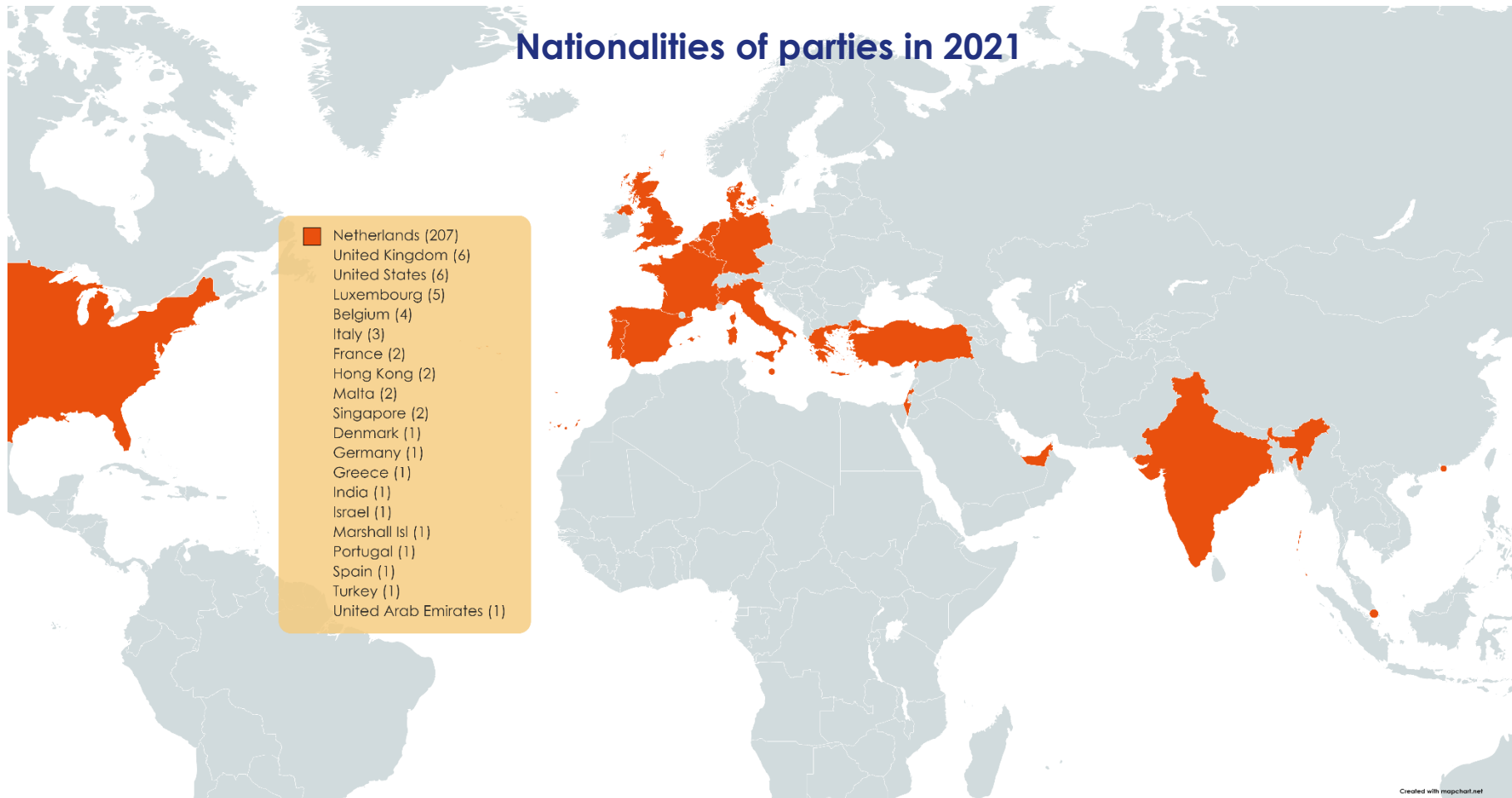
Types of procedures in 2021



■ Arbitration ■ Summary Arbitral Proceedings ■ Binding Advice ■ Mediation ■ Ad hoc

*new cases only

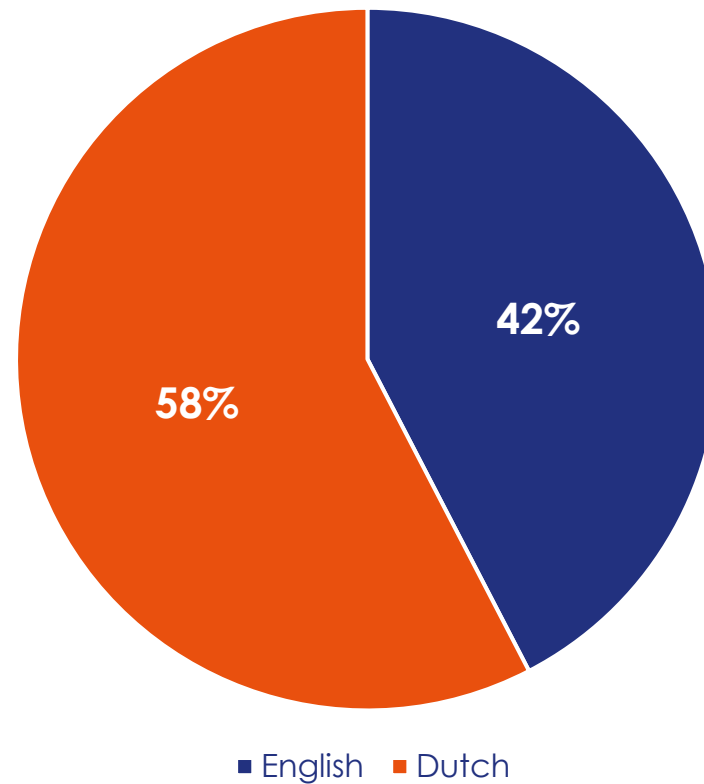
The frequency of NAI summary arbitral proceedings commenced highlights the added value that these proceedings continue to offer to parties choosing the NAI Rules. 2021 saw a four year high in the number of summary arbitral proceedings, recording a 57% increase compared to the previous year. The NAI summary arbitral proceedings continue to differentiate themselves in that these proceedings, if seated in the Netherlands, may be commenced prior to, and separately from, arbitral proceedings on the merits.



*new cases only

The reflection of nationalities of parties involved in cases commenced in 2021 showcases the ability of the NAI staff to administrate cross-border disputes.

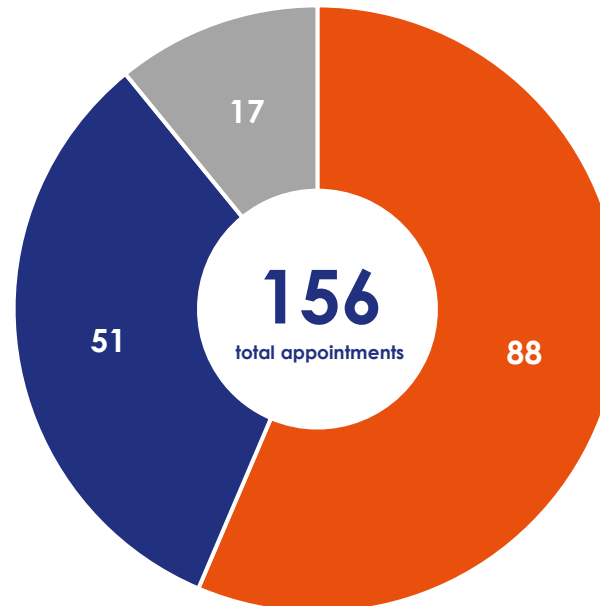
Language of proceedings in 2021



*new cases only

The balance between Dutch (58%) and English (42%) exemplifies the NAI's proven strength in administering both national and international disputes.

Method of appointment of arbitrators in 2021

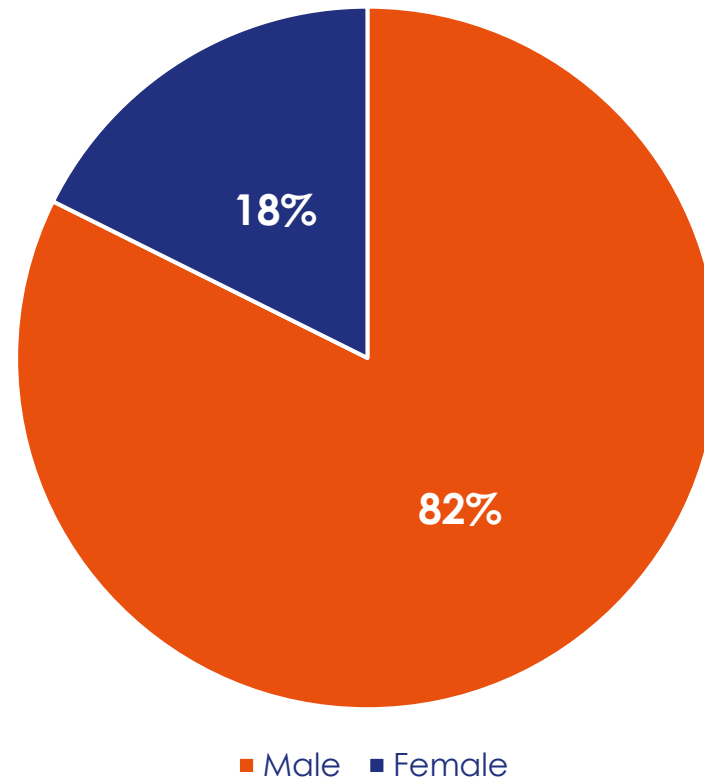


- Appointed by the parties / co-arbitrators
- List procedure
- Appointed by the NAI

*includes appointments in **all** pending cases in 2021

The majority of appointments of arbitrators in 2021 were by the parties and co-arbitrators directly (56%), however, a sizable number of arbitrators were appointed through the NAI's list procedure (33%), and directly by the NAI (11%). 2021 saw 13% more arbitrator appointments. It is interesting to note that the list procedure saw the largest increase compared to 2020, doubling its share from 16% to 33%.

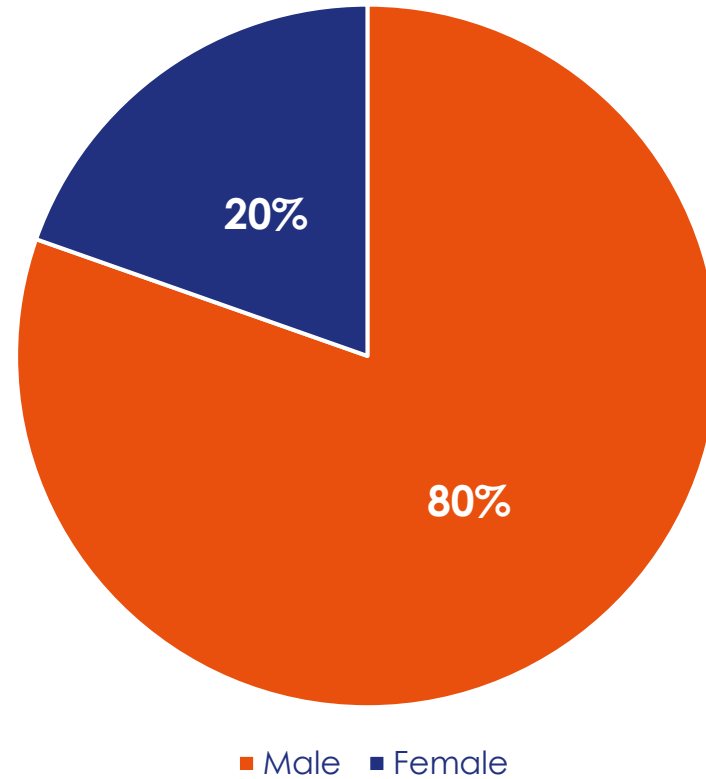
Gender of arbitrators appointed by the parties / co-arbitrators in 2021



*includes appointments in **all** pending cases in 2021

**see also, the two following charts on appointments through the list procedure and direct appointments by the NAI

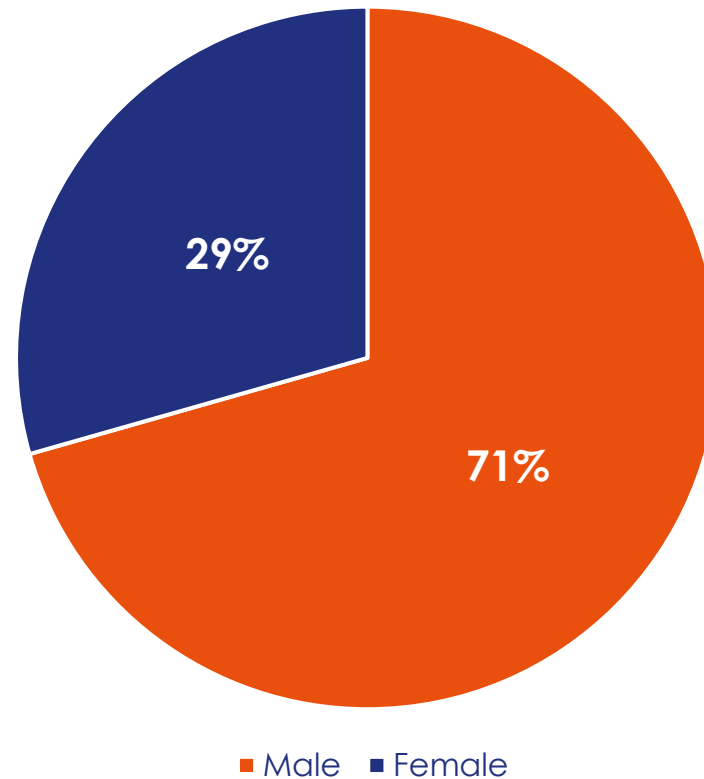
Gender of arbitrators appointed through the list procedure in 2021



*includes appointments in **all** pending cases in 2021

**see also, the following chart on direct appointments by the NAI

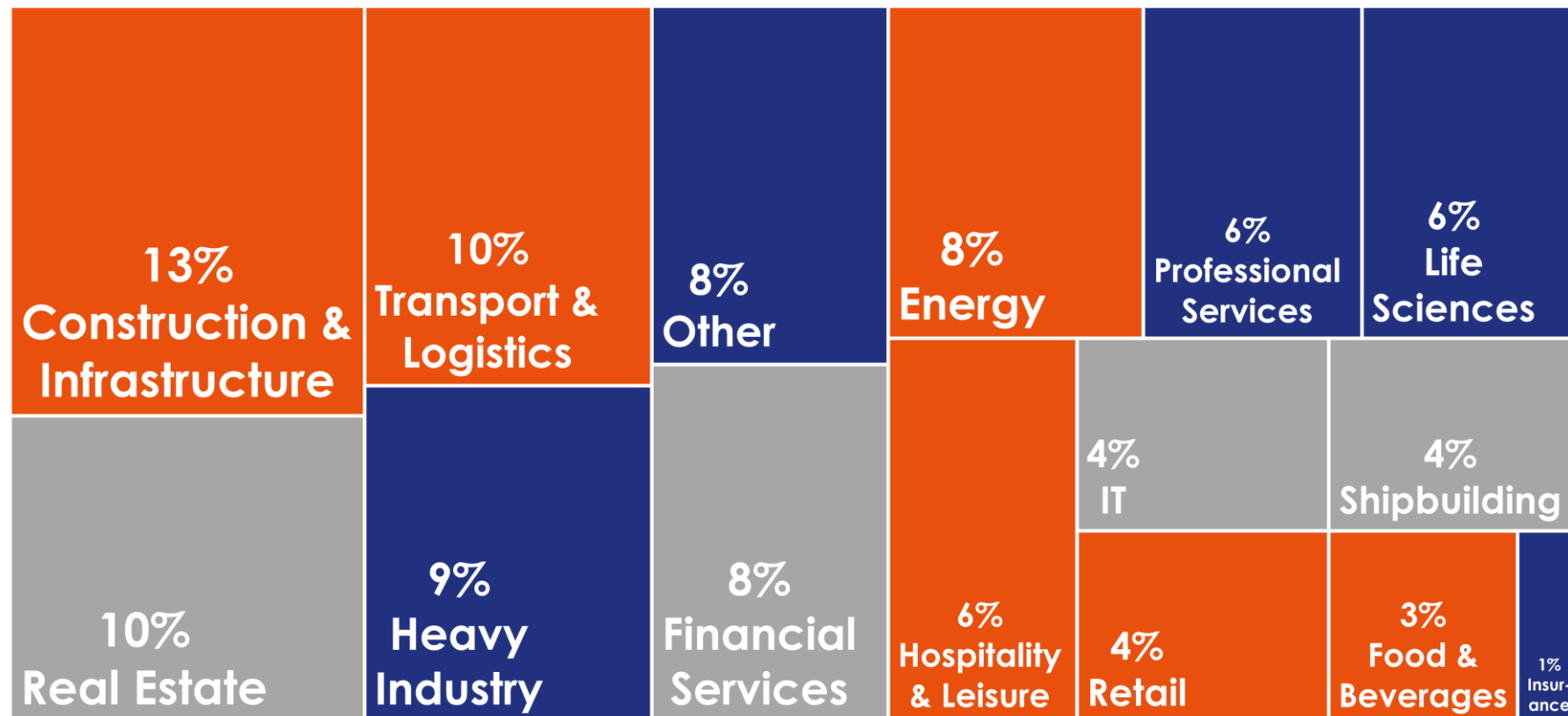
Gender of arbitrators appointed directly by the NAI in 2021



*includes appointments in **all** pending cases in 2021

The NAI recognizes the disappointing stagnation and decrease of gender diversity in arbitrator appointments in 2021. While 2020 showed promising progress, 2021's numbers underscore the fact that continuous effort is required to ensure gender diversity in all methods of appointment.

Sectors in 2021



*new cases only

The diversity in the sectors of disputes commenced in 2020 highlights the NAI's position as the largest general arbitration institute in the Netherlands. It also highlights the breadth and depth of the NAI's arbitrator pool, who are able to apply their expertise in a diverse range of disputes. 2021 saw Shipbuilding added to the overview due to the increased number of shipbuilding-disputes commenced under the NAI Rules.